



# Maine Health Management Coalition

## Data Related Projects

June 4<sup>th</sup>, 2014

Michael DeLorenzo  
Maine Health Management Coalition

1



[www.mehmc.org](http://www.mehmc.org)  
[www.getbettermaine.org](http://www.getbettermaine.org)



	<b>Purchasers</b> 23 Private Employers 6 Public Purchasers
	<b>Providers</b> 18 Hospitals 13 Physician Groups 1 Pharmacy
	<b>Health Plans</b> 6 Health Plans

The MHMC is a **purchaser-led** partnership among multiple stakeholders working collaboratively to **maximize improvement in the value of healthcare services** delivered to MHMC members' employees and dependents.

The MHMC-F is a public charity whose mission is to **bring the purchaser, consumer, and provider communities together in a partnership to measure and report** to the people of Maine on the value of healthcare services, and to educate the public to use information on cost and quality to make informed decisions.

[www.getbettermaine.org](http://www.getbettermaine.org) & [www.mehmc.org](http://www.mehmc.org)

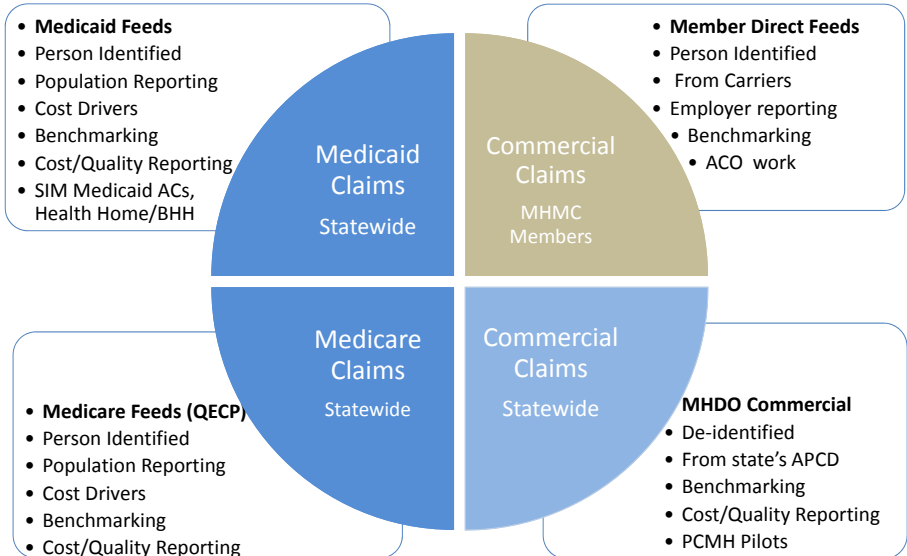
2



## SIM Objectives - MHMC


- 1. Track healthcare costs to influence market forces and inform policy**  
 Inclusion of all Commercial, MaineCare, and Medicare populations  
 Various analytics, Cost Work Group, Fact Book
- 2. Stimulate value based insurance design**  
 Performance of employer health plans, VBID design, operability
- 3. Public reporting for quality improvement and payment reform**  
 PTE process for public reporting across domains of measurement  
 MC Accountable Communities, Commercial ACOs
- 4. Provide PC providers access to claims data for their patient panels**  
 Provide access to cross-payer claims information for attributed populations (portals)
- 5. Provide practice reports reflecting provider performance**  
 Generate and distribute practice reports to all primary care practices in the state
- 6. Consumer engagement and education on payment and system reform**  
 Training and educational materials for consumers

## MHMC Claims Database



## Using the Data for Our Mission

- **for Purchasers**
  - Online Data Access
  - Cost, Utilization, Benchmark Analytic Reports
  - VBID Design
  - ACO/Risk Support
- **for Providers**
  - Practice Rpts/Portals
  - Various Custom Analytics
- **for Public**
  - Cost, Utilization, Quality, Patient Exp reporting
  - Practices
  - Hospitals
  - Systems
- **Claims & Clinical Data**



5

## Using Data for Purchasers: Examples

- **Employer Spend & Utilization vs. Book of Business**
  - 3 years of historical data, benchmark based on Maine employers, cost & utilization by service category, and resource use.
- **Paid-to-Allowed Ratio by Employer**
  - The degree of member cost-shifting over time
  - Richness of benefit design compared to other Maine employers
- **PMPM Cost Trends by Employer**
  - PMPM cost trends over time
  - Claims experience compared to other employers over the same 3-year period
- **PMPM Cost and Resource Use**
  - Uses HealthPartners® Total Cost of Care and Resource Use methodology to help employers determine whether variance to benchmark is driven by utilization or price of services.
- **Inpatient and Outpatient Spend by Facility**
  - Inpatient and outpatient PMPM cost trends over 3 years
  - Where facility spend occurs (implications for risk arrangements)

## Standard Plan Performance Report: Inpatient and Outpatient Spend by Facility

Helps employers understand:

- 1) Inpatient and outpatient PMPM cost trends over 3 years
- 2) Where facility spend occurs (implications for risk arrangements)

	Jul'12- Jun'13	Jul'11- Jun'12	Jul'10- Jun'11	% Change	Coalition Benchmark	Variance
IP Allowed PMPM	\$69.10	\$60.47	\$60.43	14.3%	\$65.64	5.3%
OP Allowed PMPM	\$123.30	\$127.75	\$98.71	24.9%	\$167.64	-26.4%

		Jul'12-Jun'13			
Inpatient		Allowed	Services	Allowed/Svc	% of IP Allowed
1.	MaineGeneral Medical Center	\$\$\$	58	\$\$\$	45.1%
2.	Eastern Maine Medical Center	\$\$\$	9	\$\$\$	21.0%
3.	Mercy Hospital	\$\$\$	33	\$\$\$	20.2%
4.	Redington-Fairview General Hospital	\$\$\$	12	\$\$\$	3.9%
5.	Brigham and Women's Hospital	\$\$\$	<5	—	2.9%
Outpatient		Allowed	Visits	Allowed/Visit	% of OP Allowed
1.	MaineGeneral Medical Center	\$\$\$	1,118	\$\$\$	44.5%
2.	Maine Medical Center	\$\$\$	1,159	\$\$\$	20.7%
3.	Southern Maine Medical Center	\$\$\$	312	\$\$\$	4.9%
4.	Central Maine Medical Center	\$\$\$	122	\$\$\$	4.7%
5.	OA Centers for Orthopedics	\$\$\$	34	\$\$\$	3.6%

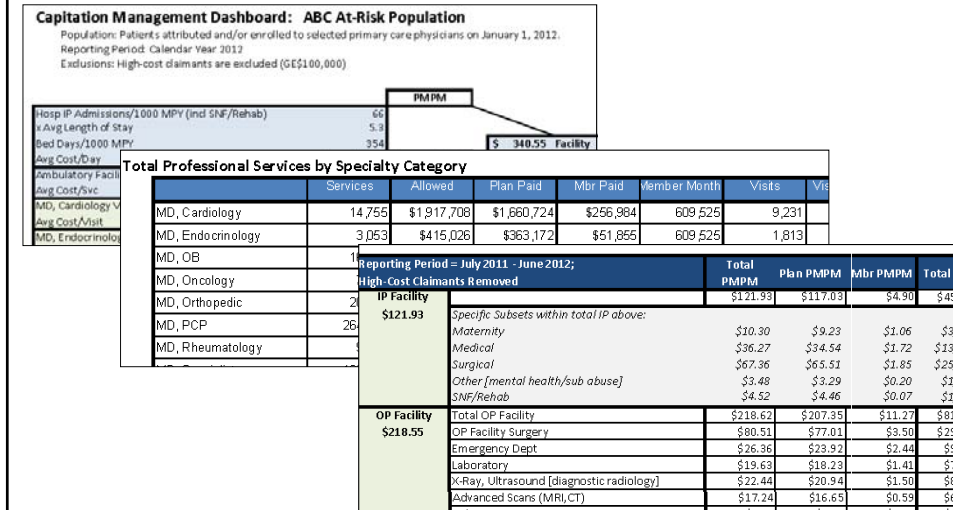
		Jul'11-Jun'12				
Inpatient		Allowed	Services	Allowed/Svc	% of IP Allowed	
1.	Eastern Maine Medical Center	7	\$\$\$	56	\$\$\$	53.6%
2.	Mercy Hospital	\$\$\$	26	\$\$\$	18.4%	

## Lending Support for Risk-Sharing Arrangements

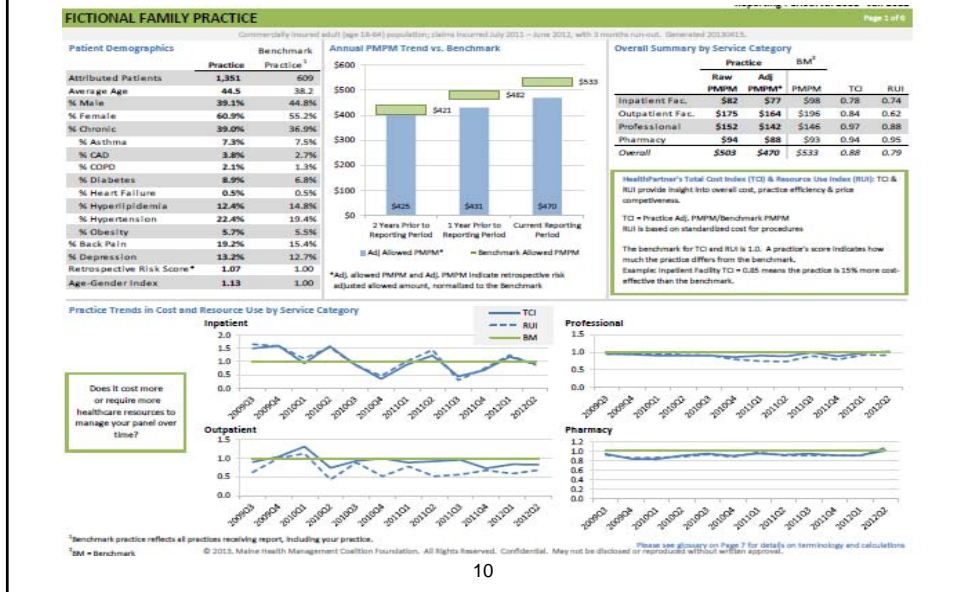
- **Neutral “referee on the field” in administering risk-sharing arrangements between employers, providers, and carriers by:**
  - Reviewing proposed contract language to ensure equitable PMPM target-setting and measurement methodology
  - Selection of risk population using enrollment and/or attribution
  - Calculating baseline, target, and measurement period PMPMs
  - Determining the amount of any risk-sharing payment due the employer or provider
  - Collaborating with outside actuarial firms for external validation

# Using Data for Providers: At Risk Populations

Detailed analytic reports to help providers understand cost and utilization trends within their risk populations.



# Using Data for Providers: Practice Reports



## Example: Total Cost & Resource Use Index



	Practice		BM <sup>2</sup>		
	Raw PMPM	Adj PMPM*	PMPM	TCI	RUI
Inpatient Fac.	\$82	\$77	\$98	0.78	0.74
Outpatient Fac.	\$175	\$164	\$196	0.84	0.62
Professional	\$152	\$142	\$146	0.97	0.88
Pharmacy	\$94	\$88	\$93	0.94	0.95
<b>Overall</b>	<b>\$503</b>	<b>\$470</b>	<b>\$533</b>	<b>0.88</b>	<b>0.79</b>

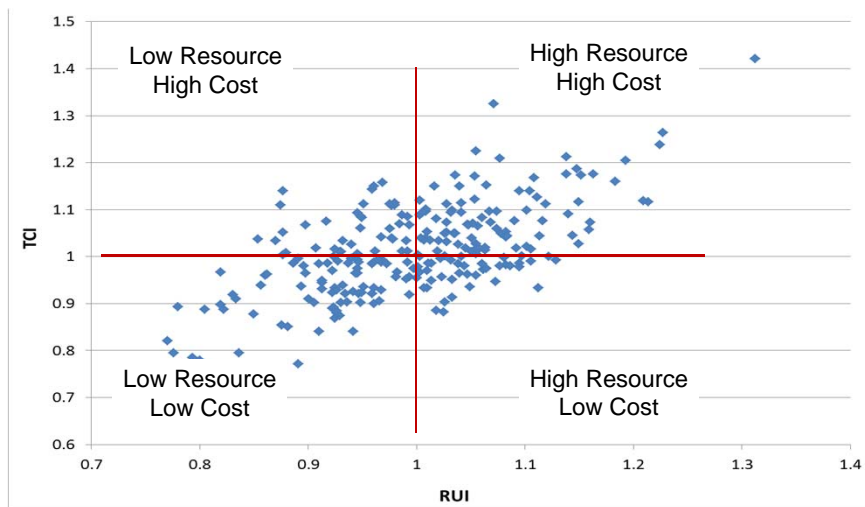
<sup>2</sup> BM = Peer Benchmark  
Retrospective Risk Score for Practice = 1.07

[www.getbettermaine.org](http://www.getbettermaine.org) & [www.mehmc.org](http://www.mehmc.org)

11



## Total Cost (TCI) vs Resource Use (RUI)

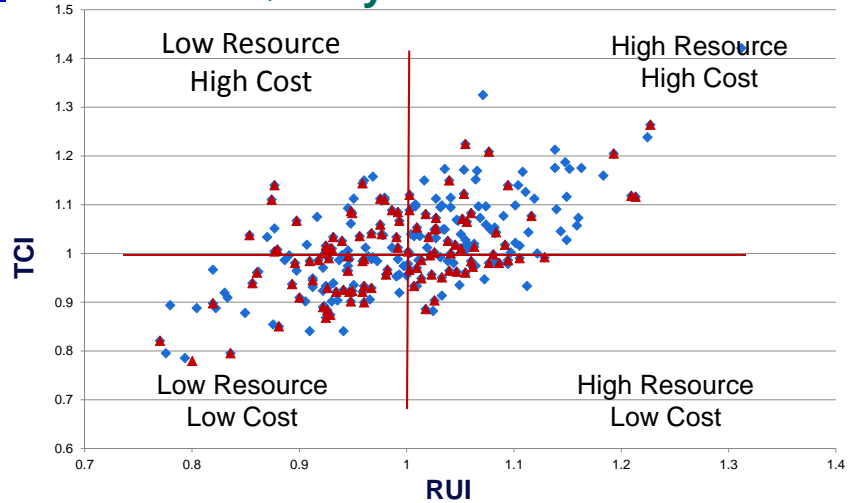


[www.getbettermaine.org](http://www.getbettermaine.org) & [www.mehmc.org](http://www.mehmc.org)

12



## Total Cost (TCI) vs Resource Use (RUI) with Quality of Cardiac Care



[www.getbettermaine.org](http://www.getbettermaine.org) & [www.mehmc.org](http://www.mehmc.org)

13



## Public Reporting and Transparency

- **Purpose**
  - **Audience:** insurers, providers, fed & state gov, employer/group purchasers, consumers
  - **Use:** payment reform, accountability, improvement, consumer choice, fed and state quality/cost strategies and assessment, tiering, network development, ...

### Provider Report



### vs Public Reporting

Practice Name	Overall Rating	Cardiovascular	Diabetes	Joint Replacement	Stroke	Transcatheter Aortic Valve Replacement
Steady Green Healthcare Portland, ME	4.5	4.5	4.5	4.5	4.5	YES
Trust Brook Primary Care Westbrook, ME	4.5	4.5	4.5	4.5	4.5	NO
Crystal Lake Primary Care Portland, ME	4.5	4.5	4.5	4.5	4.5	NO
The River's Healthcare Sopnotown, ME	4.5	4.5	4.5	4.5	4.5	YES

[www.getbettermaine.org](http://www.getbettermaine.org) & [www.mehmc.org](http://www.mehmc.org)

14



## Public Reporting

Get Better Maine

Home · Contact Us · Comments?

SEARCH

COMPARE MAINE DOCTORS · COMPARE MAINE HOSPITALS · FREE HEALTH RESOURCES · ABOUT US

### Compare Practice Ratings

View on map · Change My Selections

See how your selected Practices compare for Quality ratings:

Below Average Better Best APC

\*APC = Advanced Primary Care

> Where do these ratings come from?  
Adult Care ratings for your selected practices  
(Last updated on Mon, 03/19/2012 - 15:01)

	Uses treatments proven to get results	Uses tools to prevent medical errors	Patient survey results	Cost of Care
	Ratings Explained	Ratings Explained	Ratings Explained	Ratings Explained
<b>Shady Grove Healthcare</b> Portland, ME > See Rating Detail and Practice Info	Best	Best	Best	Best
<b>Trout Brook Primary Care</b> Westbrook, ME > See Rating Detail and Practice Info	Best	Better	Better	Best
<b>Crystal Lake Primary Care</b> Portland, ME > See Rating Detail and Practice Info	Better	Best	Better	Better
<b>Two Rivers Healthcare</b> Scarborough, ME > See Rating Detail and Practice Info	Best	Best	Average	Average

Would you like us to ask your doctor or hospital to report?  Do you have any comments about the information on our website?

## Using Data for SIM: Summary

- **Practice report expansion**
  - Inclusion of Commercial, MaineCare, and Medicare populations
- **MaineCare Accountable Community reporting**
  - Administering attribution, interim and final cost and quality reporting for shared savings program
- **CMS Qualified Entity Certification Program**
  - Provides identified Medicare data for use in public reporting
- **Health Home / Behavioral Health Home reporting**
  - Utilization and quality reporting for state-wide Health Home initiative
- **Provider portals**
  - Provide access to cross-payer claims information for attributed populations
- **Analytic support for SIM workgroups**
  - ACI, PTE Behavioral Health Steering Committees, Health Care Cost Workgroup
- **Healthcare cost and quality tracking and reporting**
  - Across private and public payers



**Thanks**

---

**Questions?**

[www.getbettermaine.org](http://www.getbettermaine.org) & [www.mehmc.org](http://www.mehmc.org)

17

